

Applications

Solar Monitoring for PV
Weather Services
Climatology
Agriculture
Research



Create an albedometer with two pyranometers and a mounting

- Two pyranometers and a mounting**
- Large area for satellite data validation**
- In PV plants for bifacial modules**
- All ISO 9060 classes available**
- Analog or digital output**
- Easy to assemble**

Albedometer

Two similar pyranometers are mounted horizontally, to measure incoming and reflected irradiances in W/m^2 . The ratio of the two is the albedo of the surface below.

Large area measurement

For meteorology, climate research and agriculture, the mounting is usually high up to measure albedo over a large area and to validate satellite data. A glare screen prevents direct radiation reaching the lower detector when the sun is low.

Bifacial PV

Bifacial PV modules generate extra power from light on the rear side that is primarily reflected from the surface below. However, this varies with the type of surface, weather conditions, angle of the sun and shading effects. These variables make it necessary to measure how the albedo

of the surface changes. The albedometer is mounted low, around 1.5 m, and does not need a lower glare screen.

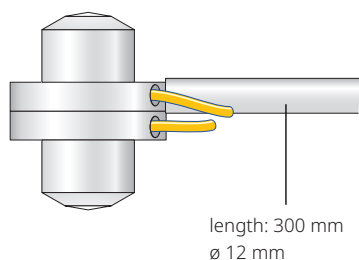
Select your preferred pyranometers

Choose pyranometers depending upon the ISO 9060 classification and signal output that you require. SP Lite2 and CMP3/SMP3 bolt together back-to-back and have a screw-in mounting rod.

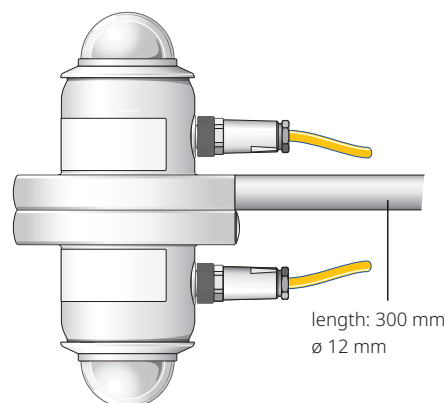
Double-dome CMP/SMP pyranometers can be fixed to a CMF1 mounting plate and rod, or the larger CMF4 if you need CVF4 heating and ventilation units. For both configurations a glare screen for the lower pyranometer is available if required.

Options

SP Lite

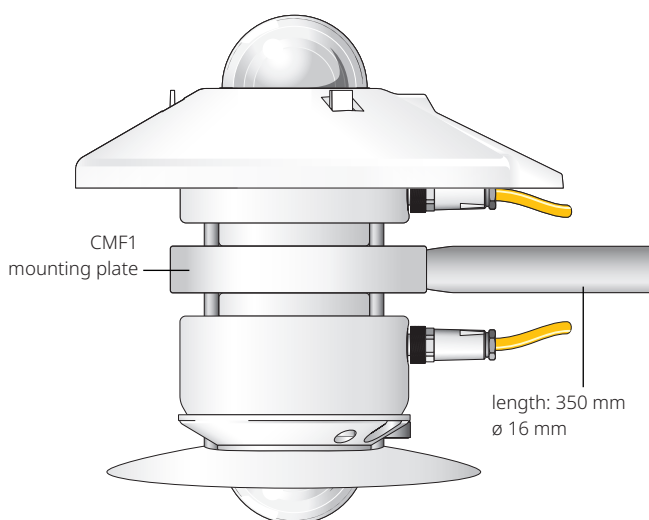


CMP3/SMP3



Double dome CMP/SMP albedometer kit

with the lower glare screen, CMF1 mounting plate, and mounting rod



Ventilated double dome CMP/SMP albedometer kit

with CMF4 mounting plate and mounting rod

